

THE POST-AUSTERITY YOUTH. POLITICAL ATTITUDES AND BEHAVIOR

GEMA GARCÍA-ALBACETE

Universidad Carlos III de Madrid

gemgarci@clio.uc3m.es

ORCID iD: <https://orcid.org/0000-0002-2457-5699>

JAVIER LORENTE

Universidad Carlos III de Madrid

jalorent@clio.uc3m.es

ORCID iD: <https://orcid.org/0000-0001-9305-4056>

LA JUVENTUD DESPUÉS DE LA AUSTRERIDAD. COMPORTAMIENTO Y ACTITUDES POLÍTICAS

Cómo citar este artículo / Citation: García-Albacete, G. y J. Lorente. 2019. "The post-austerity youth. Political attitudes and behavior". *Revista Internacional de Sociología* 77(4):e141. <https://doi.org/10.3989/ris.2019.77.4.19.004>

Copyright: © 2019 CSIC. This is an open-access article distributed under the terms of the Creative Commons Attribution 4.0 International (CC BY 4.0) License.

Received: 10/12/2018. **Accepted:** 19/07/2019

Published online: 29/11/2019

ABSTRACT

The economic crisis transformed the way in which European citizens relate to politics in general but particularly affected young people. The crisis resulted in decreased levels of trust in political institutions and increased levels of political protest. But little attention has been paid to the post-crisis period. Ten years on, what are young people's attitudes and behaviour? This article examines the potential long term consequences of the economic crisis on young people's political interest, political trust and political participation. In examining political behaviour we use a classification of types of participants that allows us to compare young people to adults, and young people before, during and after the economic crisis. Empirically, we use a descriptive approach using survey data from the European Social Survey, covering a considerable period of time (2002-2016) and 16 European countries. The comparison is threefold: young people over time, young people to adults, and young people across countries. The results support the idea of the emergence of a post-crisis youth that is more engaged and participative than adults and young people before the crisis. However the results do not show radical differences among countries that were affected by the economic crisis in varying degrees.

KEYWORDS

Economic recession; Political participation; Western Europe; Young people's attitudes; Youth.

RESUMEN

La crisis económica transformó la manera en la que los ciudadanos se relacionan con la política, afectando de forma más directa a los jóvenes. La crisis supuso un descenso en los niveles de confianza en las instituciones políticas, así como un aumento de las acciones de protesta. Sin embargo, el periodo post-crisis está aún por ser analizado. Diez años después, ¿qué ha ocurrido con las actitudes y comportamientos políticos de los jóvenes? Este artículo analiza las potenciales consecuencias a largo plazo del interés por la política y la confianza institucional de los jóvenes, así como de sus niveles de participación política. Al examinar su comportamiento político, usamos una clasificación de distintos tipos de participantes que nos permite comparar jóvenes y adultos, y también los jóvenes de antes, durante y después de la crisis. A nivel empírico, utilizamos una estrategia descriptiva, valiéndonos de datos de encuesta de la Encuesta Social Europea, cubriendo un importante periodo de tiempo (2002-2016) y 16 países europeos. La comparación, por tanto, es triple: jóvenes a lo largo del tiempo, jóvenes y adultos y jóvenes en diferentes países. Los resultados apoyan la idea del surgimiento de una juventud distinta en el periodo post-crisis, más implicada y participativa que los adultos y los jóvenes de antes de la crisis. Con todo, los resultados no muestran diferencias radicales entre países más y menos afectados por la crisis económica.

PALABRAS CLAVE

Actitudes de los jóvenes; Europa Occidental; Juventud; Participación política; Recesión económica.

The early years of the economic crisis affected people in very similar ways in many developed countries. Levels of political satisfaction and of trust in political institutions decreased, protests generally increased, and parties in government were punished by voters (Kriesi 2014). During a second stage, around 2012, the response to increasing austerity measures was more aggressive in some countries such as Greece, Ireland, Spain, Italy and Portugal, as it affected the quality of specific welfare state services (Ronchi 2018). The political consequences of the crisis reproduced this North-South divide. Whereas attitudinal indicators normalized in Northern European countries, the levels of discontent and distrust intensified in the South. Protests were even more intense, and the electoral response went far beyond punishing the incumbent parties. In Spain, Italy and Greece, the party system changed, new parties appeared and traditional mainstream parties obtained their worst results. Portugal remains the only exception to this process (Bosco and Verney 2016; Casal Bértoa and Bourne 2017; Casal Bértoa and Weber 2018).

Beyond country differences, the Great Recession did not equally affect all social groups. Young people suffered some consequences of the Recession to a greater extent. Youth unemployment rates were the highest, surpassing 50 percent in Spain and Greece, and the labour market became particularly precarious for those entering it for the first time. Specific measures aimed at controlling the public deficit had direct consequences on young people, such as cuts in education, increases in university fees and measures that sought to make the labour market more flexible. Similarly, access to housing continues to be a serious problem for young people in some countries, and there is a paucity of policies to address this issue (Green 2017). Consequently, young people have been leading actors in protests and, in some countries, contributed greatly to changes in the party structure by voting for new parties instead of the old (Damore, Waters, and Bowler 2011; Galais 2014; Della Porta et al. 2017; Andretta 2018).

Although researchers examined political reactions to the economic crisis in detail, and particularly after the wave of protests in 2011 (Ker, Marien and Hooghe 2015; Grasso and Giugni 2016), little attention has been paid to young people's subsequent political perspective and habits. For this reason, this article examines this group's political attitudes and behaviour in several European countries over time (using biannual waves of the European Social Survey from 2002 to 2016). In order to examine whether changes in young people's engagement persisted over time, it first provides a comprehensive picture of the post crisis-period for a number of countries and also compares youth's level of commitment to adults. What happened to young people's political attitudes and behaviour during the post crisis period?

In order to respond to this research question, we first review previous work on the specificities of young people's political behaviour and on the effect of societal transformations on them. Based on those theories we argue that the crisis changed the way in which citizens relate to politics (Kahler and Lake 2013; Bermeo and Bartels 2014), and did so to a greater extent among the young. So as to test these expectations, we first employ a descriptive but comprehensive illustration of levels of political involvement in the aftermath of the economic crisis. To measure political participation we use a classification of types of participants that allows us to compare young people to adults, and also within this group before, during and after the economic crisis. The evidence supports the expectations. In Europe, young people are more critical, more politically engaged and participative in the post-crisis period than before the economic crisis. However these changes do not seem to be dependent on the economic performance of each country as we expected. Overall, the findings point to a more critical youth who strongly support recent movements such as *#metoo* and the 2018 feminist demonstrations. This leads us to identify these young individuals as '*standby* citizens' who are ready to participate when they find the motivation, or when circumstances deteriorate (Amnå and Ekman 2013).

YOUNG PEOPLE AND POLITICS IN TROUBLED TIMES

In order to address the research question in this section we build upon previous research on two main issues. First, we briefly consider why young people and adults differ politically, and in doing so highlight two different effects of age: an individual's life cycle, and young people's sensitivity to intense contexts. Second, we review the leading theories about political participation and how the Great Recession has challenged them. The combination of both strands of research allows us to garner expectations regarding young people's political engagement in the post-crisis period.

Young citizens' attitudes and behaviour: why are they different?

Since the earliest studies in electoral behaviour, research in sociology and political science has accumulated evidence that young people relate to politics differently than adults. Regarding their political participation, young people are less likely to cast a vote in elections (e.g. Blais, Gidengil and Nevitte 2004; Franklin 2004); they are less interested in politics in general (Martín 2004; García-Albacete 2014), and particularly detached from party politics and traditional institutions (Scarrow 2000). However, young citizens are also more willing to take the streets to make their voice heard (Barnes and Kaase 1979),

and more likely to use creative forms of action (Norris 2002; Stolle, Hooghe and Micheletti 2005). When it comes to other political attitudes, they have been said to be more progressive and liberal (Glenn 1974), more 'post-materialistic' (Inglehart 1977; Inglehart and Welzel 2005), and more distrustful towards democratic institutions (Norris 2002; Dalton 2013); they are also simultaneously more supportive of norms of citizenship related to active engagement (Dalton 2008; Dalton 2013) and involved in their communities (Zukin, et al. 2006).

The arguments used to explain young people's distinct political behaviour can be grouped in two main approaches. On the one hand, the life cycle explanation focuses on life stages and their relationship to politics. Each life stage that an individual goes through implies distinctive social roles, which confer different resources, interests, needs and demands to face the costs of being involved in politics (Jennings 1979; Sears and Levy 2003). Young individuals might be less aware of the importance of politics than adults, due to their lack of political experience. As they adopt adult roles (leaving the parental home, finding a first job and finishing their studies, marrying and having the first child), individuals become aware of the importance of politics in their daily lives and acquire the knowledge that makes involvement in politics easier and meaningful (Rosenstone and Hansen 1993; Strate et al. 1989). The relationship to politics becomes more distant again as people age, as retirement implies a decrease in social connections and exposure to mobilization networks and, finally, health issues (Milbrath 1965; Strate et al. 1989; Goerres 2009).¹

On the other hand, age also has a psychological effect that is linked to the period in which citizens socialize; that is, the moment when individuals interiorize social norms and develop the basic attitudinal tools to interact with the political system (Hyman 1959; Jennings 2007). As young people set about developing their political views, they are more likely to be influenced by social transformations, and particularly so in critical periods (Ryder 1965). As individuals approach adulthood, their attitudes turn more resistant to change. The main theoretical consequence of the political socialization process is that the context in which individuals develop their political attitudes during their youth ends up conditioning their relationship to politics in the long term (Kinder and Sears 1985; Sears and Valentino 1997; Dinas 2013).

When it comes to explaining the impact of the economic crisis, both approaches can be useful. On the one hand, the crisis may have a significant impact on young people's transition to adulthood, by halting, delaying or making more difficult the key transitional events: leaving the parental nest, finding a job, or forming a family (Sears and Levy 2003;

García-Albacete 2014). On the other hand, the context of the crisis can be understood as a critical juncture in conditioning and influencing political views in the long run.

Young people's political participation in troubled times

In light of previous studies on youth's political behaviour, it is not surprising that young people were among the protagonists of street mobilizations fueled by an economic crisis that affected political systems all over the world. The full consequences of the crisis are still to be studied, but a degree of consensus has emerged amongst scholars. Regarding political attitudes, the crisis provoked a rapid decrease in levels of trust towards the main political institutions at national level (Torcal 2014; Roth, Nowak-Lehmann, and Otter 2013), but also at regional and European level (Armington and Ceka 2014). Although democratic legitimacy has not been threatened (Teixeira, Tsatsanis, and Belchior 2014), the sharp increase in dissatisfaction with how democracy works might be an expression of discontent about how democracies dealt with the crisis (Armington and Guthmann 2014).

Negative attitudes, however, did not lead to apathy or alienation. Protesters took to the street in 2011 to the point that they became the protagonists from *Wall Street* to *Tahrir Square* or *Puerta del Sol*, and across a number of other European Countries. The exceptional political mobilizations challenged previous theoretical accounts on who, when, how, and why people - and particularly the young - mobilize politically. Among the many theories developed to explain political behaviour in democratic societies, the Civic Voluntarism Model has proved to be the most effective in explaining who participates in politics. Participants are those who have high levels of resources such as time, education, money and/or civic abilities (Verba, Schlozman and Brady 1995). Following this argument, recent studies provide convincing evidence that unemployment not only depresses political interest in early adulthood, but it also has scarring effects on levels of political engagement later in life (Emmenegger, Marx and Schraff 2017). Similarly, recent research on the political effects of labour market disadvantages shows that increases in both perceived job and financial insecurity erode trust in politics (Schraff 2018). Compelling evidence that greater economic inequality yields greater political inequality is also available at the aggregate level, as higher levels of income inequality powerfully depress political involvement among all but the most affluent (Solt 2008). Since the crisis reduces the availability of resources, we might expect a decrease in levels of political participation. However, if that is the case, how can the crisis-related protests be explained?

Given the limited capacity of resource-based theories to account for the intensity of protest movements during the Great Recession, some researchers moved to *grievance theories* to explain 2011 protest movements. While the Civic Voluntarism Model argues that material resources are an essential requirement for participation, the grievance model argues that relative deprivation will lead to more participation. As Kern et al. (2015) concluded, grievance theory is especially useful in exceptionally negative conditions since suddenly imposed grievances can lead to different modes of protest behaviour. In fact, the economic crisis diminished the traditional gap in terms of individual socioeconomic positions, at least in what concerns low-cost modes of political action (Rodon and Guinjoan 2018). It also considerably boosted the public's knowledge of the state of the economy and reduced information inequalities (Marinova and Anduiza 2018).

Finally, beyond individual approaches, it is relevant to take a look at the structure of opportunities found in each country. As Grasso and Giugni (2016) show, individual-level feelings or relative deprivation have a direct effect on the propensity to participate in protests, but that effect is greater in contexts characterized by either higher unemployment aggregate rates or higher levels of social spending; that is to say, in contexts that opened up political opportunities for protest among those who experienced a deterioration in living standards during the economic crisis. Bassoli and Monticelli (2018), when focusing on precarious young workers in five European cities, provide a similar argument. 'Precarious youth' are more active than regular workers –or not—depending on labor market regulations, thereby functioning as an issue-specific political opportunity structure. Interactions between individual level economic circumstances and the political context have also been identified in terms of government performance. How governments have handled the economic situation and the issue of unemployment alters the extent to which perceptions of egocentric economic situation affect political participation (Giugni and Grasso 2017).

The effect of other variations in the structure of opportunities has been less studied, for various reasons, among them the difficulties in identifying causal links. Institutional and contextual characteristics vary simultaneously across countries and over time. In the early years of the crisis, almost all developed countries suffered its consequences in terms of slower economic growth, higher unemployment, and problems balancing the public deficit (Matsaganis and Leventi 2014). However, since 2011, differences among developed countries can be observed within Europe. As stated in the introduction, Northern European countries such as Denmark, The Netherlands and Germany overcame the worst consequences of the crisis around 2011. On the other hand, Spain,

Portugal, Italy and Greece's economic situation worsened in 2012, when levels of unemployment reached rates never seen before (Braun and Tausendpfund 2014). Political outcomes also varied between European regions. Even though protests spread across almost all developed countries (Bermeo and Bartels 2014), electoral shifts were very different between Northern and Southern European countries (Hernandez and Kriesi 2016; Bosco and Verney 2012, 2016). In Southern Europe party systems underwent major transformations due to crises among the mainstream parties and the emergence of new political formations in Greece (2012), Italy (2013) and Spain (2014/2015) (Teperoglou, Tsatsanis, and Nicolacopoulos 2015; Orriols and Cordero 2016; Morlino and Raniolo 2017). The only exception was Portugal, where the party system remained stable (Fernandes, Magalhães, and Santana-Pereira 2018).

Overall, the structure of opportunities interacted with social demands and shaped citizens' behaviour. In both protest movements and in the electoral success of new political parties, young people played an important role (Della Porta et al. 2017). Thus, young people's relationship to politics changed significantly during those years. But, what has happened since then? To the best of our knowledge no study has provided a comprehensive view of levels of political engagement and mobilization in the aftermath of the Great Recession. Following our previous discussion, we offer three different proposals to respond to the research question.

Firstly (1), given the politicized context of the crisis in which this youth cohort came into politics, we expect that they may exhibit higher levels of political involvement after the crisis. This expectation is supported both by both socialization and grievances theories. Secondly (2), the literature suggests that young people are no longer as involved in politics as they once were. A decade after the economic crisis, the economic circumstances of young people are still challenging. They still suffer precarious conditions that hamper their ability to face the costs of being politically engaged. Consequently, the alternative expectation is that young people may exhibit lower levels of political involvement after the crisis. Finally (3), following country-specific characteristics, political involvement and participation can be sensitive to the particular structure of political opportunities. Therefore, we expect that young people from countries particularly hit by the crisis will remain more politically involved than their counterparts in those that were less affected by the Great Recession.

DATA AND RESEARCH DESIGN

To test our expectations we rely on data from the European Social Survey (ESS), a high-quality representative biannual survey conducted in more

than 20 countries between 2002 and 2016.² When comparing the periods before, during and after the crisis, we consider the 'pre-crisis period' - the years between 2002 and 2006, the 'crisis period' - the years between 2008 and 2012, and finally, the 'post-crisis period' - the years between 2014 and 2016. We have included all countries in the analyses that have observations for all eight waves of the ESS available: Belgium, Switzerland, the Czech Republic, Germany, Spain, Finland, France, Great Britain, Hungary, Ireland, The Netherlands, Norway, Poland, Portugal, Sweden and Slovenia.

The empirical strategy is two-fold. First, we use a descriptive approach in which we depict the evolution of two political attitudes (political interest and confidence towards institutions) and four types of 'participants' in politics for young and adult citizens over time. Second, we use a multivariate analysis to determine: 1) whether the differences between young people and adults hold in the presence of specific controls, and 2) to explore the effects of relative deprivation after the crisis for both adults and young people.

The first indicator of attitude we employ is political interest. Political interest expresses an individual's level of curiosity towards politics, but it is also a proxy of cognitive mobilization (Martín and van Deth 2007: 203). In fact, it is an essential attitude to explain political participation. Highly interested citizens are mobilized and tend to participate in politics to a greater extent than other citizens. Secondly, we employ 'confidence in institutions' as a measure. Specifically, we selected the indicator of trust in the national parliament because it refers to the core democratic institution, and also because, following Denters, Gabriel, and Torcal (2007), it can be used to represent confidence in democratic institutions in general. Low levels of political trust would suggest alienation from politics and, in combination with low levels of political interest, political disaffection. Some studies have shown, nonetheless, that interest and trust have followed different patterns during the crisis (Martín and Montero 2015). Whereas trust in parliament has decreased, citizens' levels of interest in politics have grown in many countries. The combination is coherent with the emergence of critical citizens that are participative and also likely to get involved in costly forms of participation as protests (Norris 1999; Dalton 2004; Dalton 2007; Dalton 2013).

In order to compare political participation over time and across groups of the population, we take into account its multidimensional character. If we compare across age groups, at the same level of political interest, young people prefer non-institutional actions while adults are more likely to participate through representative institutions (García-Albacete 2014). Comparing one single mode of action could result in biased estimates regarding profiles of po-

litical involvement. In addition, preferred modes of political action vary significantly across countries (van Deth 1986; García-Albacete 2014; Quaranta 2015), as they depend on the structure of opportunities and specific social demands (Kriesi et al. 1992; Vráblíková 2014). For these reasons, we propose a general classification that allows us to distinguish citizens according to types of political involvement while being general enough to be comparable across age groups and countries. To build the classification we start by using the standard distinction between institutional and non-institutional participation. The institutional participation category refers to actions related to elections or political parties and includes: turnout in the last general election, contact with politicians, and voluntary work for a political party. Non-institutional participation includes any form of action aside from elections: strikes, attending demonstrations, signing a petition, and boycotting products for political reasons. The combination of the two categories results in a fourfold typology: (a) *none* for those individuals who did not participate in any mode of action; (b) *protesters*, for those citizens who participated in at least one non-institutional activity and did not participate in any institutional action; (c) *turnout*, for people that participated in at least one institutional mode of participation but did not participate in any non-institutional forms; and, finally, (d) *both*, for those who participated both in at least one institutional and one non-institutional mode of action.³

Furthermore, to compare young people to adults we need a demarcation line between those two life stages. Following previous studies,⁴ the strategy here is to use as a criterion the average age in which a main event in the transition to adulthood takes place: having a first child. The average age is 30 for Europe. In addition, we take into account that senior citizens participate in a different way to adults, and thus including them in the same group could obscure the differences between young people and adults. To classify interviewees as senior citizens we use the most common legal age for retirement across Europe: 65. Furthermore, to simplify the description we drop the latter group from the analyses presented below. The resulting categories for life stages are: (a) *young people* for those individuals who are aged 15 to 30 years old; and (b) *adults* for those individuals that are 31 to 65 years old, and (c) *elder people*, for individuals that are 66 year or older (not included in the analyses).

The second part of our analytical strategy uses multivariate techniques to provide a test that takes into account the potential different compositions of the groups in key individual antecedents, such as education. For this part, we will concentrate on political participation and the comparison between those who do not participate at all to the rest of the population. As we will see in the description, and given the sporadic character of protest mobilizations, this is a key

distinction over time. Therefore, the categories for the dependent variable in the multivariate analyses are: (a) *none* versus (b) some kind of political action. In addition to life stages, the multivariate analysis includes respondents' occupational status (in paid employment, student, unemployed and other situations). Finally, as control variables, the models include gender and years of education completed.

A post crisis generation? Political participation and attitudes

As said, in this section we present our descriptive analyses of young people's political attitudes and behaviour over time. Findings show great heterogeneity across countries. In order to make interpretations easier, in what follows, for each attitude or behaviour we first address the general trend for the entire population and then we establish a double comparison: (a) between the youth and adults over time, and (b) among young people before, during and after the economic crisis.

Young people's political attitudes: political interest and trust in institutions

When looking at the trends for the whole population, there is a large variation in levels of political interest over time in each country (see Figure A1 in the Appendix). In some countries, the economic crisis came with an increase in political interest. That is the case of Germany, Spain, France, Great Britain, Ireland and Slovenia when we compare average citizens' political interest in 2006 to 2008 or 2010. In other countries, the crisis did not have a visible effect, and levels of political interest remained stable (Belgium, Switzerland, and Norway). In some countries the increase in political interest in 2008 was followed by a visible decrease in political interest shortly after (2010-2012), such as in Ireland and Great Britain. A decrease in political interest is also visible in Hungary around the same time. In two Nordic countries, Sweden and Finland, the increase in political interest is only visible later on, in 2014-2016. In those cases, the increase takes place far beyond the hardest years of the economic crisis and might be related to another crisis, in this case, the so-called refugee crisis.

Regarding age differences, Figure 1 shows the average level of political interest for each age group (young people in black, adults in grey and seniors in white) by country and over time (2002-2016). A common pattern emerges: young people are significantly less interested in politics than adults (as represented in black lines). This is not surprising, as previous research has repeatedly shown that young people are less interested in politics (e.g. Glenn and Grimes 1968; Prior 2010). This gap can be understood with the life-cycle hypothesis discussed above, and particularly, by a lack of experience in – and knowledge

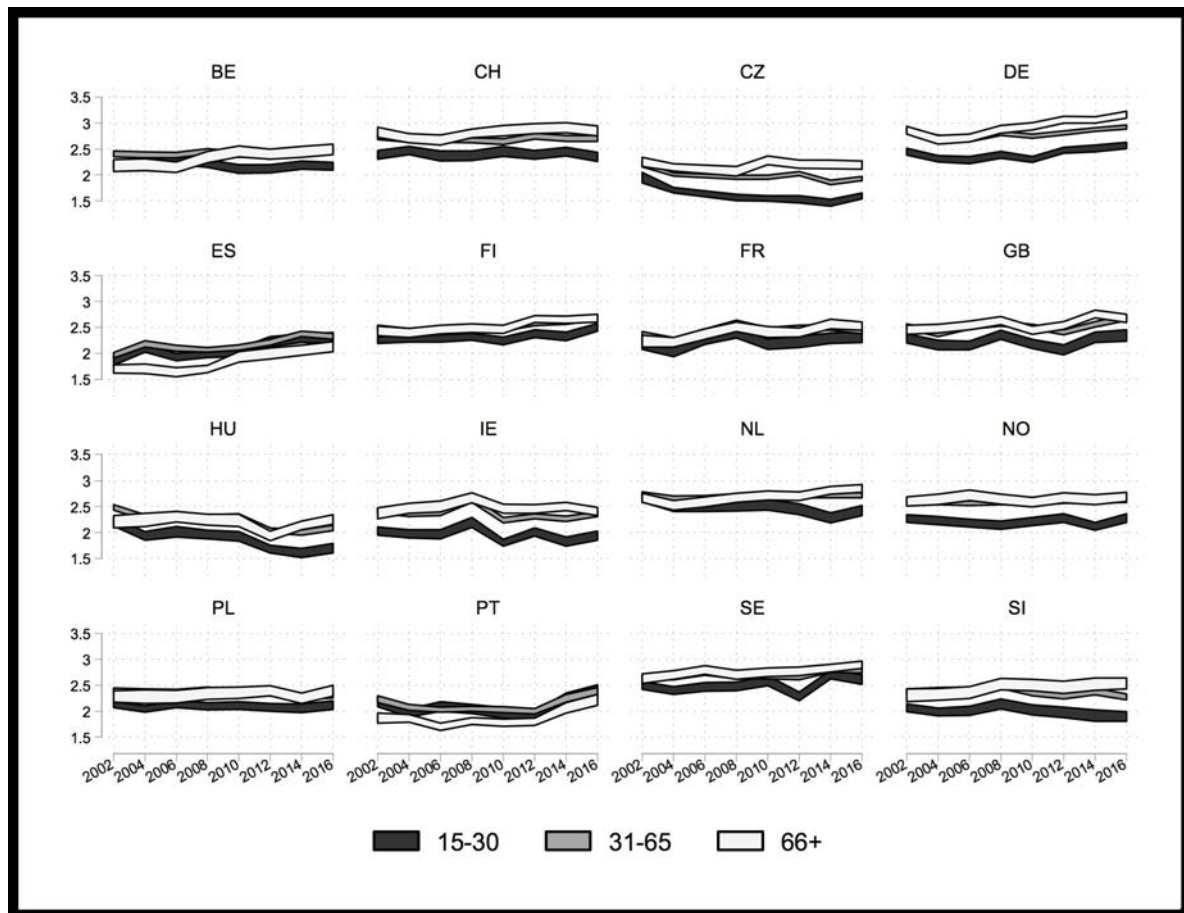
of – politics. Only Portugal, where young people are as interested in politics as adults, deviates from this pattern. When compared to other South European countries such as Spain, the cohort of young people socialized in democracy has maintained relatively high levels of political interest, due to the character of the transition to democracy (Fishman and Lizardo 2013). An additional explanation could be that Portugal suffered an earlier economic crisis in 2002 that mobilized young people significantly.⁵

Regarding the evolution of young people's political interest over time, we can observe some differences in comparison to adults, but also variation across countries. Young people and adults follow the same pattern in Germany, France, Great Britain and Ireland, where we observe an increase in their levels of political interest in 2008, when the crisis began. In Switzerland and Norway, there are no changes over time. In four countries, Belgium, Czech Republic, The Netherlands and Slovenia, increasing or stable levels of political interest among adults contrast with negative trends for young people. Overall, and in line with the 'impressionable years' thesis that emphasizes how young people are more sensitive to contextual changes, we find larger variations across time for young people than for adults. Adults' levels of political interest remain more stable over the years, without sharp changes, while young people's levels of interest show abrupt changes in short periods. Figure 1 exemplifies such changes in Finland, Great Britain, Ireland, The Netherlands, Norway, Sweden and Slovenia, where significant ups and downs are visible for young people even in short periods of two years.

Let's now turn our attention to confidence in institutions and specifically to levels of trust in the country's parliament (see Figure A2 in the Appendix). Once more, we observe large variation across countries. A decrease in trust during the crisis is found in eight countries, and no changes in five cases; while in only two countries the level of trust increased during the crisis. The countries where trust has decreased since the crisis (2008-2010) are: Germany, Spain, Finland, France, Great Britain, Ireland, Portugal and Slovenia. We find no changes in trust in Belgium, Switzerland, Czech Republic, The Netherlands and Norway. Finally, we observe an increase in the levels of trust in the national parliament in Hungary, Poland and Sweden.

Young people do not distrust political institutions any more than adults or senior citizens do (see Figure 2), contrary to what other studies have claimed (Norris 1999; O'Toole, Marsh and Su 2003; Dalton 2004: 94; Sloam 2007)⁶. This finding is not exceptional, as previous studies have provided evidence that young people trusted basic institutions of democracy as much (if not more) than adults at the beginning of the 21st century (García-Albacete 2014: 142-143). As the black lines indicate in Figure 2, on average,

Figure 1.
Average levels of political interest over age groups and time, by country



young people declare higher levels of trust in national parliament in almost all countries at some point during the period 2002-2016 (Belgium, Switzerland, Czech Republic, Germany, Finland, France, The Netherlands, Portugal and Sweden). In other countries (such as Spain, Great Britain, Hungary, Ireland, Norway, Poland and Slovenia) we find no differences between adults and young people. Over time, young people and adults follow the same trend of stability. This is clearly visible in Figure 2, where lines overlap with each other.

In sum, the descriptive evidence does not allow us to determine whether young people are particularly interested in politics or critical towards institutions. Both adults and young people share the same trends. We expect to observe more differences regarding political behaviour.

Young people's political behaviour: modes of political participation

Let us now turn our attention to different modes of political participation. Figure 3 shows the percentage of young people that participate only in protests (black), only in institutional politics by voting (white),

in both protest and institutional actions (light grey); and finally, the percentage of young people who do not participate in any activity (dark grey). Figure 4 provides the same information for adults.

The first visible pattern is common to both young people and adults. Among both age groups there is a larger percentage of citizens who participate exclusively in electoral politics. Notwithstanding this regularity, there are also visible differences between age groups. Young people participate to a greater extent than adults in protest or in both institutional and non-institutional actions. Regarding non-participants, the percentage of young citizens who do not participate in any kind of political action is also larger than the percentage of adults who do not participate. This evidence confirms something that other studies previously found: young people are less participative in electoral politics (Blais, Gidengil and Nevitte 2004; Franklin 2004) and when they participate, they prefer non-institutional forms of action (Barnes and Kaase 1979; García-Albacete 2014). Finally, the relatively large percentage of young citizens in the mixed category 'both' confirms that they are more likely to combine different forms of political participation (García-Albacete 2014).

Figure 2.
Average levels of trust in a country's parliament, over age groups and time, by country

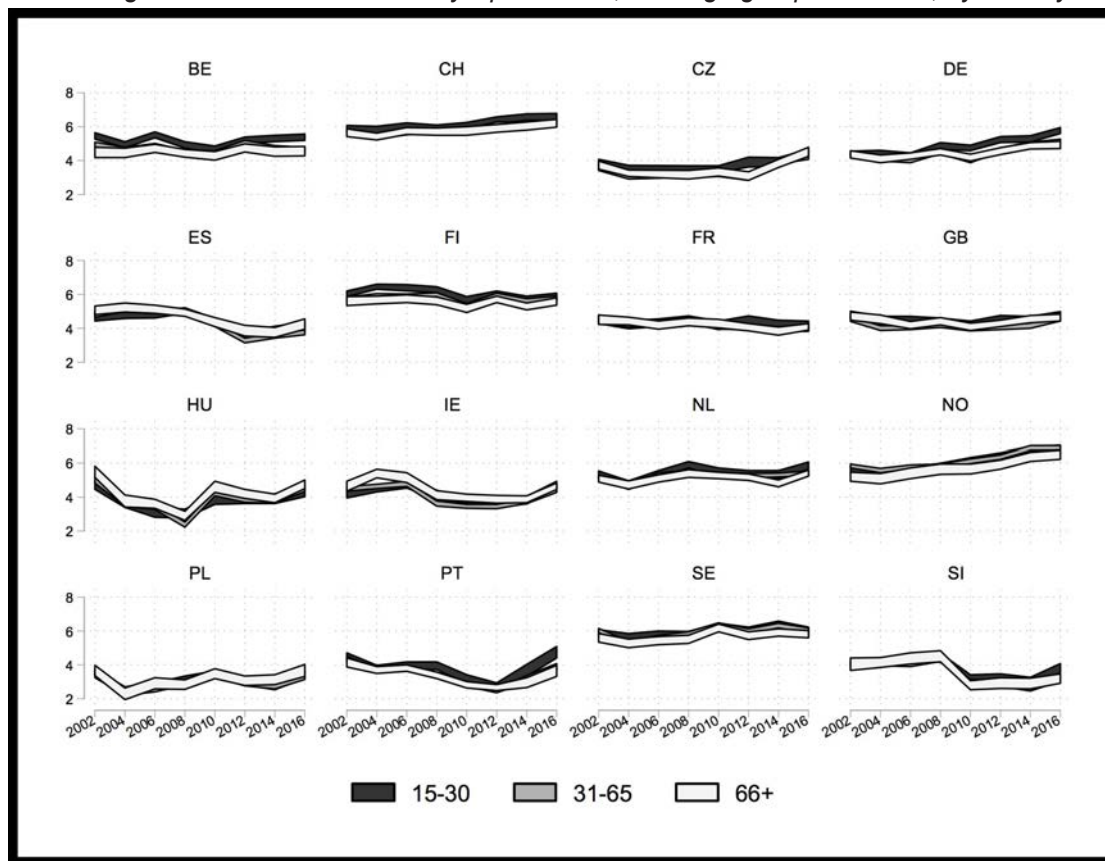


Figure 3.
Types of participants among young people by country and over time

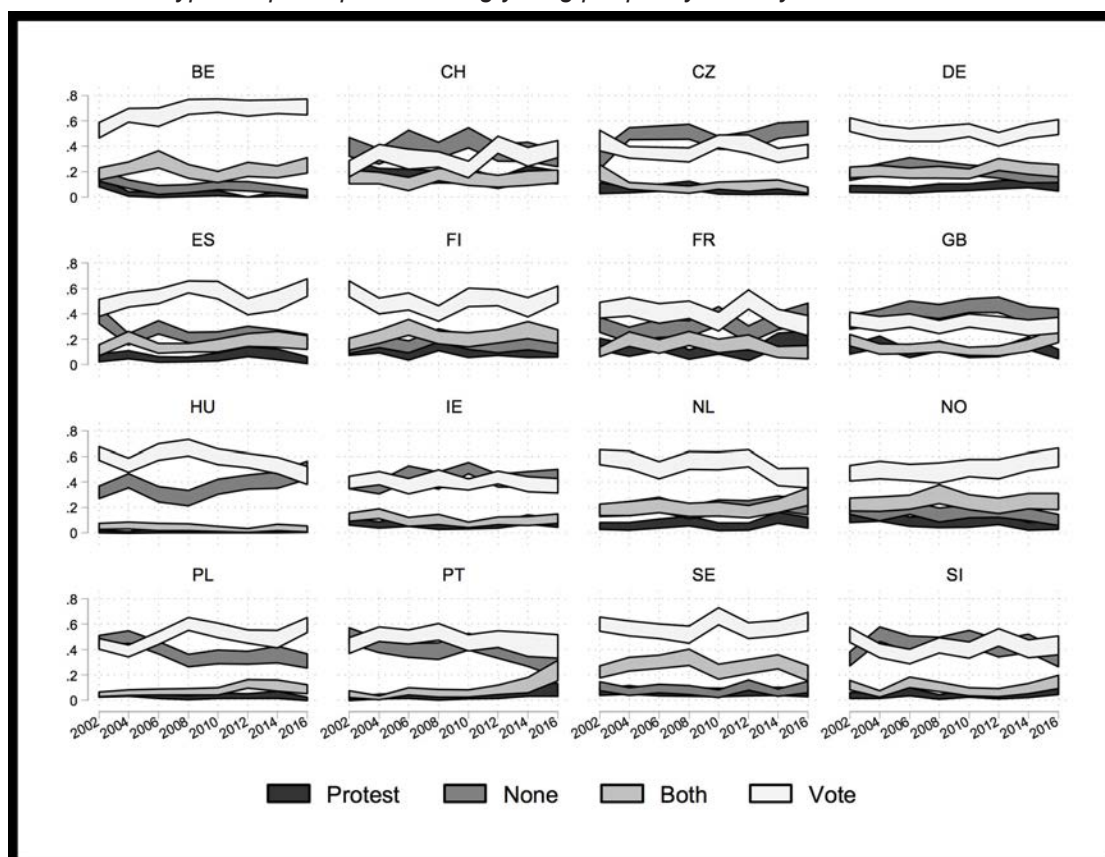
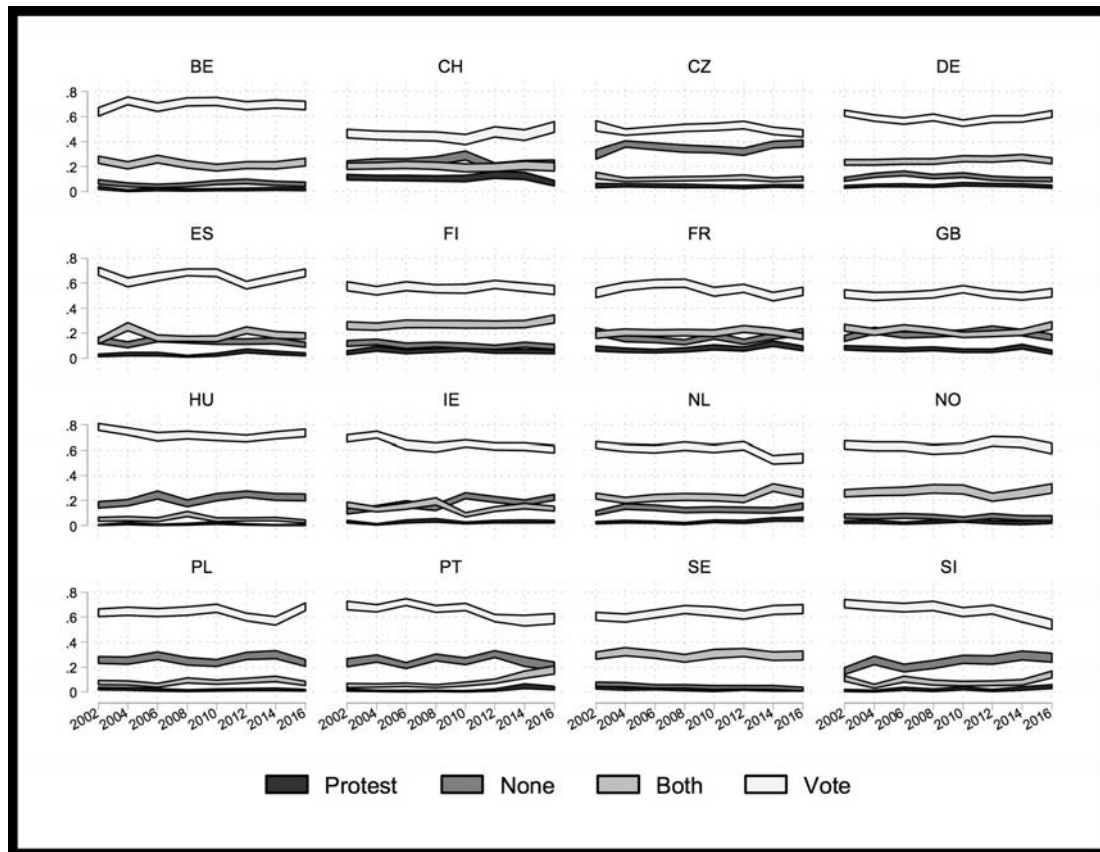


Figure 4.
Types of participants among adults by country and over time



Having identified general patterns and differences between young people and adults, we now focus on trends over time. First, Figures 3 and 4 show that although there is large heterogeneity across countries, adults and young people's participation followed the same dynamics. That is to say, when percentages of any mode of political participation increase in one specific year, this increase is typically found for both young people and adults. The same occurs when political participation decreases. Same trends across age signal the existence of period effects that have had an impact on all citizens.

Even though the period effects are shared by young and adult citizens, we now focus on changes across time and particularly after the crisis started (see in Figures 3 and 4, from 2008 to 2012). In some countries, institutional participation remained stable, for both adults and young people (see for instance Belgium, The Netherlands, Ireland and Norway). In a second group of countries, institutional participation decreased; although the change is less intense among adults, as in the case of the Czech Republic and Finland. In a third and more numerous group of countries, institutional participation increased; this is the case of Germany, Spain, Hungary, Poland, Portugal, and Slovenia. Finally, in countries like Swit-

zerland, France and Sweden the trends shift during the period of crisis.

Regarding other types of participants, there are no clear trends during the crisis. In some countries - Belgium, Finland, France, Great Britain, Hungary, Ireland, The Netherlands, Sweden and Slovenia - the percentage of respondents that both participated in institutional and non-institutional actions, and the percentage of respondents that only protested, decreased. In other countries, such as Switzerland, Germany, Spain, Poland and Portugal, we can identify an increase in the levels of political participation. Additionally, in these countries, the increase in protest occurs instead in the post-crisis period.

The increase in political participation from 2012 onwards is a common trend for both adults and young people (see Figures 3 and 4). It is visible for all types of participation and it has its parallel in a decrease in the percentage of respondents that did not participate at all. It is, however, in the post-crisis period (2014-2016) when we find more political involvement: the number of citizens that participate in institutional actions and in both protest and institutional modes increased significantly. To provide a better illustration, Figure 5 focuses on the percentage of non-participants (category "none") for young people (black lines) and for adults (grey lines).

Again we observe a general trend despite heterogeneity across countries: in the post-crisis scenario there is greater mobilization. At the end of the period only in the Czech Republic, France and Hungary is there a larger percentage of respondents who are not involved in politics than during the crisis. As we previously found, with regards to other indicators, young people are more volatile, and thus tend to change more in a shorter period of time. In addition to the general trend of political mobilization, Figure 5 shows that growing mobilization particularly affected young people. Adults did not change in many countries or, as happened in Hungary and Slovenia, followed a different pattern than young people.

In sum, young people, who are more sensitive to context, changed their political behaviour to a greater extent than adults. This change is consistent with our first expectation: that young people became more politically involved during the crisis. Despite experiencing hard economic conditions, the fact that they socialize politically during a politicized period resulted in increased levels of political participation. This mobilization finds no parallel among adults, signalling that the cohort effect might be a good mechanism to explain the changes observed. Regarding our third expectation that changes would be particularly visible in the countries hardest hit by the economic crisis, the descriptive findings do not support this view. Further analyses are required to understand these differences better. We address this issue in the next section.

A mobilized post-crisis youth? A multivariate approach

The descriptive findings support the expectation that citizens became more politically involved during the crisis and maintained high levels of political involvement thereafter. To confirm the robustness of the results, controlling for the potential different composition of age groups, we run logit equations conducted separately for each country. Figure 6 summarizes the results by plotting the predicted probabilities of not participating in politics (versus any form of political participation) over years and across countries. We have introduced as the main independent variable the interaction of age and year and, as control variables, gender, level of education and occupational status (the data are available in Table A1 in the Appendix). The results confirm previous descriptive findings. Whereas adults' participation has remained fairly stable, young people's participation increased over time. We observe that young people's levels of non-participation (higher values) decrease over time in Belgium, Switzerland, Spain, Finland, Norway, Poland, Portugal and Slovenia. On the other hand, we see stability for both adults and young people in Germany, Great Britain, Ireland, The Netherlands and Sweden. Finally, young people tend to be less participative in recent years in the Czech Republic, France and Hungary.

Figure 5.
Average levels of non-participants among young and adult citizens, over time

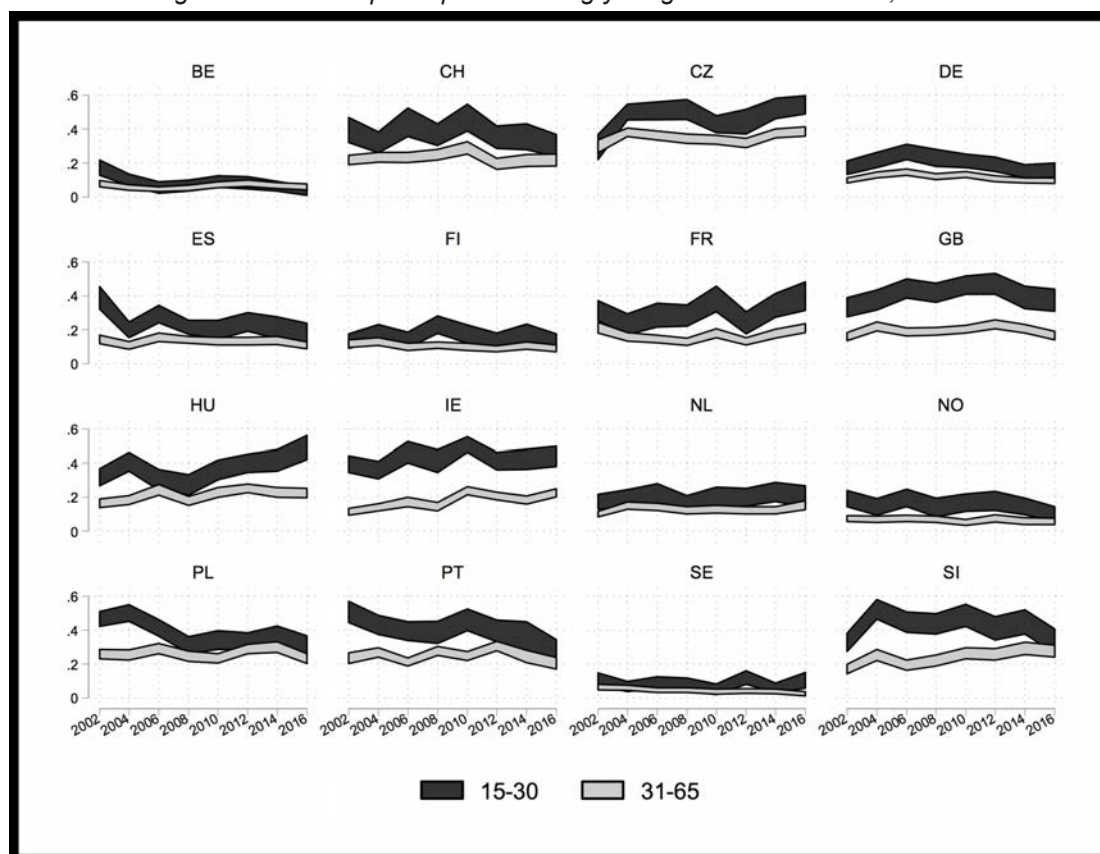
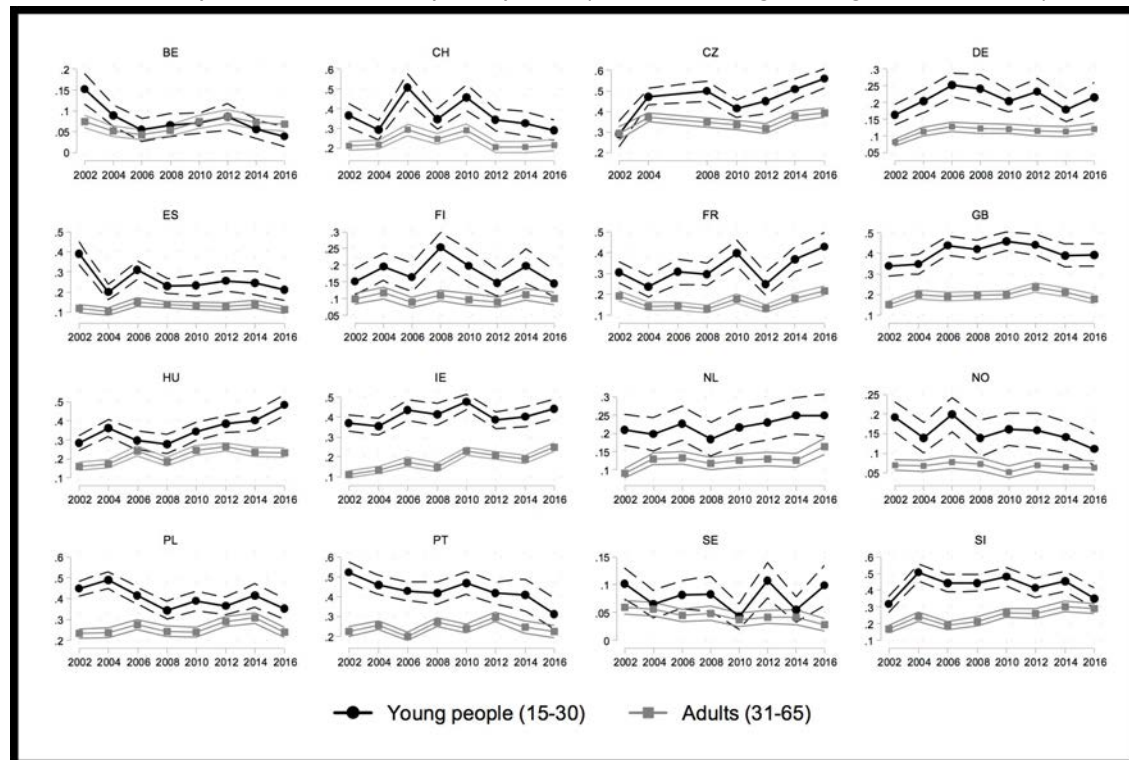


Figure 6.
Predicted probabilities of non-participation (multivariate logistic regression models)



Note: Probabilities are calculated from the models presented in Table A1 in the Appendix.

Again, we interpret higher levels of involvement as a consequence of a highly politicized period after the economic crisis. Far from creating distance from politics, we see that one long-term effect of the crisis is an increase in young people's political engagement. Although political attitudes changed in a similar way for adults and young people, among young citizens interest translated into political action to a greater extent than among adults. It could be that the high levels of political interest and the acquisition of participatory habits become a cohort characteristic that could have long term effects.

Following previous arguments, we also expected this pattern to differ according to the country-specific structure of opportunities. Specifically, we expected mobilization to be greater in countries that were particularly affected by the crisis. However, as we discussed before, no trend can be found across countries that supports such expectation. Over time, levels of political participation have increased in countries that were harder hit by the crisis, such as Spain and Portugal; but also in countries where the crisis was less intense, such as, for instance, Germany, The Netherlands, Finland and Norway.

Our research design is not well equipped to explain this finding as there are several factors that may have influenced young people's high levels of political involvement in recent years. High participation levels could be related to country specific domestic

politics, such as whether elections were particularly competitive (as competitiveness in elections is a good mobilizer for young people; see Franklin 2004) or the success of mobilization tactics by new or small political parties. An increase in political participation might also be the result of international political conflicts beyond the Great Recession, such as the refugee and migration crisis. Most likely, both explanations account for the increase in young people's political participation. The economic crisis might have played a greater role in Portugal and Spain, whereas the reactions to migration politics might explain mobilization in Central and Northern Europe. Economic and migration crisis might also interact.

Irrespective of the specific events that have increased political participation, the increase in mobilized citizens over time and across countries allows us to be optimistic. On average, young people are, after the crisis, more participative than before, in spite of the strategies followed by certain governments to increase the costs of participating in politics.

CONCLUSION

It is clear that the economic crisis has had an effect on European's citizens' attitudes and behaviour; and particularly so among young people. But what is young people's level of political engagement 10 years later? In this article, we provide a comprehensive description of young citizen's politi-

cal attitudes and behaviour before, during and after the Great Recession. We focus on young people as protagonists of mobilizations against the economic and political consequences of the crisis. The results confirm that their attitudes and behaviour have changed significantly during the last decade. Furthermore, young people's levels of political interest and participation remained higher in the post-crisis period than before 2008, whereas adults, in general, maintained similar levels of political participation during the same period. We interpret these changes as a cohort effect: contextual changes are more intense for young people according to socialization theory. If a cohort effect is present, we can expect the post-crisis youth to remain more active during the following decades.

In this article we have used an integrative approach when it comes to political participation. Instead of examining only one form of action, we have provided a typology that allows equivalent comparison across age groups. Additionally, this classification allows us to capture political nuances in recent years, with street mobilization periods followed by changes in party systems. In some countries, in Southern Europe for example, these changes have been significant. By using this perspective we can conclude that whether young people choose to make their voices heard by means of the ballot box or by protesting in the street, precarious working conditions have not resulted in apathy or alienation, and therefore our second expectation is rejected.

Regarding variation across countries, our description shows great heterogeneity. No pattern could be identified regarding the evolution of political attitudes. When we focus on political participation, we observe similarities even in countries with contrasting economic performance during the crisis, such as Germany and Spain. We have to acknowledge, however, that we are using a perspective that comes from countries that were harder hit by the economic crisis, that is, those in Southern Europe. Since 2014, Central and Northern European countries have experienced mobilizations linked to the emergence or success of new radical right parties, whether they support their positions or reject them. A detailed account on current levels of political participation among young citizens requires the integration of other dimensions, such as the migration crisis, into any explanation.

Finally, we have provided a necessary but only preliminary account of attitudes and behaviour. This initial step has a number of shortcomings. First, the availability of data to examine young citizens' political participation across countries is rather poor. Either youth studies are not comparable across countries or, when data is comparable such as through the ESS, youth samples are small, since data col-

lection seeks to be representative of the whole population and not specifically of young adults. Small samples impede running detailed analyses of, for instance, personal economic circumstances, and how they affect young people's relationship to the political system. More recent research has focused attention on the importance of distinguishing between, for instance, economic grievances and feelings of relative deprivation (both in comparison to others and in comparison to one's own situation over time; see Kurer et al. 2018) among the factors that explain protest mobilization in Europe.

Lack of resources is likely to produce apathy while a change in resources is more likely to mobilize protest actions (Kurer et al. 2018). In light of changes in economic and labour conditions across Europe, the distinction between level of resources on the one hand, and changes in the endowment of resources on the other, could be key to understanding what drives young people out into the streets. Some evidence is already available on the potential translation of economic inequalities into political inequalities for young people in Spain, as the result of the economic crisis (García-Albacete et al. 2016). Furthermore, other potential sources of inequality among young people, for instance gender or immigration background, or the interaction among the diverse sources of inequality, have rarely been addressed from an international perspective, due to the lack of data.

Finally, a second limitation relates to the exclusion of governments' response to political mobilization during the crisis. In Spain, for instance, the costs of participating in demonstrations are higher since the approval of the "Ley Mordaza" (*Gag Law*). Currently, different modes of political protests that were allowed before the crisis are now punished with serious fines or are directly prohibited. Our operationalization of political participation does not allow us to capture those effects. Data on repression strategies could be used to complement our description. In this regard, it is of great benefit that some European projects⁷ are currently collecting data specifically for young people, and will provide us with additional tools to examine changes in the coming years.

ACKNOWLEDGEMENTS

This research was made possible thanks to funding from The Ministry of Science, Innovation and Universities, ref. CSO2016-75090-R.

AGRADECIMIENTOS

Esta investigación ha sido posible gracias a la financiación del Ministerio de Ciencia, Innovación y Universidades, referencia CSO2016-75090-R.

NOTES

1. The exception is that senior citizens are more likely to turn out to vote, which has been explained as a result of habit formation and residential stability (Goerres 2009).
2. All details on the European Social Survey are available at <http://www.europeansocialsurvey.org/>
3. In order to make the levels of participation comparable across groups, respondents who were not eligible to vote in the previous general elections in each country are not included in the analyses.
4. For a review of the problematic use of arbitrary cut-off points, see García-Albacete and Martín (2010). For a similar strategy to the one used here, see García-Albacete (2014).
5. A second deviation visible in Figure 1 refers to senior citizens' low levels of political interest in Spain, which is coherent with previous research regarding political generations in Spain (Martín 2004) and which we interpret as the results of demobilization tactics during their political socialization under Franco's Regime.
6. This claim is often made without comparing young people to adults.
7. See for instance EURYKA (<https://www.unige.ch/sciences-societe/euryka/home/>)

REFERENCES

- Amnå, E. and J. Ekman. 2013. 'Standby Citizens: Diverse Faces of Political Passivity'. *European Political Science Review* 6(2): 261–281. <https://doi.org/10.1017/S175577391300009X>
- Andretta, M. 2018. 'Protest in Italy in Times of Crisis: A Cross-Government Comparison'. *South European Society and Politics* 23 (1): 97–114. <https://doi.org/10.1080/13608746.2018.1434456>
- Armington, K. and B. Ceka. (2014). 'The loss of trust in the European Union during the great recession since 2007: The role of heuristics from the national political system'. *European Union Politics* 15(1), 82–107.
- Armington, K. and K. Guthmann. 2014. 'Democracy in crisis ? The declining support for national democracy in European countries, 2007 – 2011'. *European Journal of Political Research* 53: 423–442. <https://doi.org/10.1111/1475-6765.12046>
- Barnes, S. H. and M. Kaase (eds.). 1979. *Political action: Mass participation in five Western democracies*. London: Sage.
- Bassoli, M. and L. Monticelli. 2018. "What about the welfare state? Exploring precarious youth political participation in the age of grievances". *Acta Politica* 53(2): 204–230. <https://doi.org/10.1057/s41269-017-0047-z>
- Bermeo, N. and L. M. Bartels. 2014. *Mass Politics in Tough Times. Opinions, Votes and Protest in the Great Recession*. Oxford: Oxford University Press.
- Blais, A, E. Gidengil and N. Nevitte. 2004. 'Where does turnout decline come from?' *European Journal of Political Research* 43(2): 221–236. <https://doi.org/10.1111/j.1475-6765.2004.00152.x>
- Bosco, A. and S. Verney. 2012. 'Electoral Epidemic: The Political Cost of Economic Crisis in Southern Europe, 2010–11'. *South European Society and Politics*, 17 (2): 129–154. <https://doi.org/10.1080/13608746.2012.747272>
- Bosco A. and S. Verney. 2016. 'From Electoral Epidemic to Government Epidemic: The Next Level of the Crisis in Southern Europe'. *South European Society and Politics* 21 (4): 383–406. <https://doi.org/10.1080/13608746.2017.1303866>
- Braun, D. and M. Tausendpfund. 2014. 'The Impact of the Euro Crisis on Citizens' Support for the European Union'. *Journal of European Integration* 36 (3): 231–245. <https://doi.org/10.1080/07036337.2014.885751>
- Casal Bértoa, F. and A. Bourne. 2017. 'Prescribing Democracy? Party Proscription and Party System Stability in Germany, Spain and Turkey'. *European Journal of Political Research* 56 (2): 440–465. <https://doi.org/10.1111/1475-6765.12179>
- Casal Bértoa, F. and T. Weber. 2018. 'Restrained Change: Party Systems in Times of Economic Crisis'. *The Journal of Politics* 81 (1): 233–245. <https://doi.org/10.1086/700202>
- Dalton, R. J. 2004. *Democratic Challenges, Democratic Choices*. Oxford: Oxford University Press.
- Dalton, R. J. 2007. "Partisan mobilization, cognitive mobilization and the changing American electorate". *Electoral Studies* 26(2): 274–286. <https://doi.org/10.1016/j.electstud.2006.04.009>
- Dalton, R. J. 2008. *The Good Citizen: How a Younger Generation Is Reshaping American Politics*. London: Sage.
- Dalton, R. J. 2013. *The Apartisan American: dealignment and changing electoral politics*. Thousand Oaks, California: CQ Press.
- Damore, D. F., M. M. Waters and S. Bowler. 2011. 'Unhappy, Uninformed, or Uninterested? Understanding "None of the Above" Voting'. *Political Research Quarterly* 65(4), 895–907. <https://doi.org/10.1177/1065912911424286>
- Della Porta, D., J. Fernández, H. Konki and L. Mosca. 2017. *Movement Parties against Austerity*. Cambridge: Polity Press.
- Denters, B, O. Gabriel and M. Torcal. 2007. 'Political Confidence in Representative Democracies: Socio-cultural vs. Political explanations' Pp. 66–87 in *Citizenship and Involvement in European Democracies. A comparative analysis*, edited by J. W. van Deth, J.R. Montero, and A. Westholm, Oxon: Routledge.
- Dinas, E. 2013. 'Opening Openness to Change: Political Events and the Increased Sensitivity of Young Adults'. *Political Research Quarterly* 66 (4): 868–882. <https://doi.org/10.1177/1065912913475874>
- Emmenegger, P., P. Marx, and D. Schraff. 2017. Off to a bad start: Unemployment and political interest during early adulthood. *The Journal of Politics* 79(1), 315–328.
- Fernandes, J. M., P. C. Magalhães and J. Santana-Pereira. 2018. 'Portugal's Leftist Government: From Sick Man

- to Poster Boy?' *South European Society and Politics* 23(4): 503-524. <https://doi.org/10.1080/13608746.2018.1525914>
- Fishman, R. and O. Lizardo. 2013. 'How macro-historical change shapes cultural taste. Legacies of democratization in Spain and Portugal'. *American Sociological Review* 78(2): 213-239. <https://doi.org/10.1177/0003122413478816>
- Franklin, M. N. 2004. *Voter turnout and the dynamics of electoral competition in established democracies since 1945*. Cambridge: Cambridge University Press.
- Galais, C. 2014. 'Don't Vote for Them: The Effects of the Spanish Indignant Movement on Attitudes about Voting'. *Journal of Elections, Public Opinion & Parties* 24 (3): 334-350. <https://doi.org/10.1080/17457289.2014.887089>
- García-Albacete, G. 2014. *Young People's Political Participation in Western Europe: Continuity or Generational Change?* Basingstoke: Palgrave Macmillan.
- García-Albacete, G., J. Lorente and I. Martín. 2016. 'How does the Spanish 'crisis generation' relate to politics?' Pp. 50-72 in *Political Engagement of the Young in Europe: Youth in the crucible*, edited by P. Thijssen, J. Sionges, J. van Laer, J. Haers, and S. Mels. London: Routledge.
- García-Albacete, G. and I. Martín. 2010. 'La Participación política de los jóvenes españoles en perspectiva comparada'. In *La Ciudadanía Europea en el siglo XXI. Estudio comparado de sus actitudes, opinión pública y comportamiento políticos*, edited by M. Torcal. Madrid: CIS.
- Giugni, M. and M. T. Grasso. 2017. 'Blame and contention: how perceptions of the government's role in the economic crisis shape patterns of political action'. *Acta Politica* 54(3): 346-370 <https://doi.org/10.1057/s41269-017-0073-x>
- Glenn, N. D. 1974. 'Aging and Conservatism'. *Annals of the American Academy of Political and Social Science* 415: 176-186. <https://doi.org/10.1177/000271627441500113>
- Glenn, N. D. and M. Grimes. 1968. 'Aging, voting and political interest'. *American Sociological Review* 33(4): 563-575. <https://doi.org/10.2307/2092441>
- Goerres, A. 2009. *The Political Participation of Older People in Europe: The Greying of Our Democracies*. Basingstoke: Palgrave Macmillan.
- Grasso, M. T. and M. Giugni. 2016. 'Protest participation and economic crisis: The conditioning role of political opportunities'. *European Journal of Political Research* 55: 663-680. <https://doi.org/10.1111/1475-6765.12153>
- Green, A. 2017. *The Crisis for Young People. Generational Inequalities in Education, Work, Housing and Welfare*. Basingstoke: Palgrave Macmillan.
- Hernandez, E., and H. Kriesi. 2016. 'The Electoral Consequences of the Financial and Economic Crisis in Europe'. *European Journal of Political Research* 55: 203-24. <https://doi.org/10.1111/1475-6765.12122>
- Hyman, H. H. 1959. *Political Socialization: A Study of Psychology of Political Behavior*. Glencoe: Free Press.
- Inglehart, R. 1977. *The Silent Revolution*. Princeton: Princeton University Press.
- Inglehart, R. and C. Welzel. 2005. *Modernization, Cultural Change and Democracy*. Cambridge: Cambridge University Press.
- Jennings, M. K. 1979. 'Another Look at the Life Cycle and Political Participation'. *American Journal of Political Science* 23(4): 755-771, <https://www.jstor.org/stable/2110805>
- Jennings, M. K. 2007. 'Political Socialization'. In *The Oxford Handbook of Political Behavior*, edited by R. J. Dalton and H.-D. Klingemann. Oxford: Oxford University Press.
- Kahler, M. and D. A. Lake. 2013. *Politics in Hard Times. The Great Recession in Comparative Perspective*. Cornell: Cornell University Press.
- Kern, A., S. Marien and M. Hooghe. 2015. 'Economic Crisis and Levels of Political Participation in Europe (2002-2010): The Role of Resources and Grievances'. *West European Politics* 38: 465-490. <https://doi.org/10.1080/01402382.2014.993152>
- Kinder, D. R. and D. O. Sears. 1985. 'Public opinion and political action'. Pp. 659-741 in *The Handbook of Social Psychology*, edited by G. Lindzey and E. Aronson, vol. II.. New York: Random House.
- Kriesi, H. K., R. Duyvendak, Jan W. and M. Giugni, . 1992. 'New social movements and political opportunities in Western Europe'. *European Journal of Political Research* 22(2): 219-244. <https://doi.org/10.1111/j.1475-6765.1992.tb00312.x>
- Kriesi, H. K. 2014. 'The Political Consequences of the Economic Crisis: Electoral Punishment and Popular Protest'. Pp. 297-333 in *Mass Politics in Tough Times: Opinions, Votes and Protest in the Great Recession*, edited by N. Bermeo and L. M. Bartels. Oxford: Oxford University Press.
- Kurer, T., S. Häusermann, B. Wüest and M. Enggist, . 2018. 'Economic grievances and political protest'. *European Journal of Political Research*. Advanced online publication. <https://doi.org/10.1111/1475-6765.12311>
- Marinova, D. M. and E. Anduiza. 2018. 'When Bad News is Good News: Information Acquisition in Times of Economic Crisis'. *Political Behavior*. <https://doi.org/10.1007/s11109-018-9503-3>
- Martín, I. 2004. *Significados y Orígenes del Interés por la Política en dos nuevas democracias: Grecia y España*. PhD Thesis: Universidad Autónoma de Madrid, Juan March Foundation.
- Martín, I. and J. R. Montero. 2015. The Political Culture of Southern Europe Reassessed: The impact of the Economic Crisis. Paper presented at UACES Conference. Bilbao.
- Martín, I. and J. W. van Deth. 2007. 'Political involvement'. Pp. 304-333 in *Citizenship and Involvement in European Democracies. A comparative analysis*, edited by J. W. van Deth, J. R. Montero and A. Westholm. Oxon: Routledge.
- Matsaganis, M. and C. Leventi. 2014. 'The Distributional Impact of Austerity and the Recession in Southern Europe'. *South European Society and Politics* 19 (3): 393-412. <https://doi.org/10.1080/13608746.2014.947700>
- Milbrath, L. W. 1965. *Political participation. How and why do people get involved in politics?* Chicago: Rand McNally College.
- Morlino, L. and F. Raniolo. 2017. *The impact of the Economic Crisis on South European Democracies*. Basingstoke: Palgrave Macmillan.
- Norris, P. 1999. *Critical citizens : Global support for democratic government*. Oxford and New York: Oxford University Press.

- Norris, P. 2002. *Democratic phoenix. Reinventing political activism*. New York: Cambridge University Press.
- O'Toole, T., D. Marsh and J. Su. 2003. 'Political Literacy cuts both ways: the Politics of Non-Participation among Young People'. *The Political Quarterly* 74(3): 349-360. <https://doi.org/10.1111/1467-923X.00544>
- Orriols, L. and G. Cordero. 2016. 'The breakdown of the Spanish two-party system: the upsurge of Podemos and Ciudadanos in the 2015 general election'. *South European Society and Politics* 21(4): 469-492. <https://doi.org/10.1080/13608746.2016.1198454>
- Prior, M. 2010. "You've Either Got It or You Don't? The Stability of Political Interest over the Life Cycle". *The Journal of Politics* 72(3): 747-766. <https://doi.org/10.1017/S0022381610000149>
- Quaranta, M. 2015. *Political Protest in Western Europe: Exploring the Role of Context in Political Action*. London: Springer.
- Rodon, T. and M. Guinjoan. 2018. 'Mind the Protest Gap: The Role of Resources in the Face of Economic Hardship'. *PS: Political Science and Politics* 51(1): 84-92. <https://doi.org/10.1017/S1049096517001809>
- Ronchi, S. 2018. 'Which Roads (If Any) to Social Investment? The Recalibration of EU Welfare States at the Crisis Crossroads (2000–2014)'. *Journal of Social Policy* 47 (3): 459–78. <https://doi.org/10.1017/S0047279417000782>
- Rosenstone, S. J. and J. Hansen. 1993. *Mobilization, Participation, and Democracy in America*. Macmillan Publishing Company.
- Roth, F., F. Nowak-Lehmann and T. Otter. 2013. *Crisis and Trust in National and European Union Institutions — Panel Evidence for the EU, 1999 to 2012*. Paper Series of the EUI-CADMUS, N° 31/2013.
- Ryder, N. B. 1965. 'The Cohort as a Concept in the Study of Social Change'. *American Sociological Review* 30 (6): 843–861. <https://www.jstor.org/stable/2090964>
- Scarrow, S. E. 2000. 'Parties without members? Party organization in a changing electoral environment' Pp. 79-101 in *Parties without Partisans*, edited by R. J. Dalton, and M. P. Wattenberg. Oxford: Oxford University Press.
- Schraff, D. 2018. "Labor market disadvantage and political alienation: a longitudinal perspective on the heterogeneous risk in temporary employment". *Acta Politica*, 53(1): 48-67. <https://doi.org/10.1057/s41269-016-0037-6>
- Sears, D. O and N. Valentino. A. 1997. Politics matters: Political Events as Catalysts for Preadult Socializationp. *American Political Science Review* 91(1): 45-65. <https://doi.org/10.2307/2952258>
- Sears, D. O., and S. Levy. 2003. 'Childhood and Adult Political Development'. Pp. 59–95 in *Oxford Handbook of Political Psychology*, edited by L. Huddy, D. O. Sears and J. S. Levy. Oxford University Press.
- Sloam, J. 2007. 'Rebooting Democracy: Youth Participation in Politics in the UK'. *Parliamentary Affairs* 60(4): 548-567. <https://doi.org/10.1093/pa/gsm035>
- Solt, F. 2008. 'Economic Inequality and Democratic Political Engagement'. *American Journal of Political Science* 52(1): 48-60. <https://www.jstor.org/stable/25193796>
- Stolle, D., M. Hooghe and M. Micheletti. 2005. 'Politics in the supermarket: Political consumerism as a form of political participation'. *International Political Science Review* 26(3): 245-269. <https://doi.org/10.1177/0192512105053784>
- Strate, J. M., C.J. Parrish, C.D. Elder and C. Ford. 1989. 'Life Span Civic Development and Voting Participation'. *The American Political Science Review* 83(2). Pp. 443-464. <https://doi.org/10.2307/1962399>
- Teixeira, C.P., E. Tsatsanis and A. Belchior 2014. 'Support for Democracy in Times of Crisis : Diffuse and Specific Regime Support in Portugal and Greece'. *South European Society and Politics* 19 (4): 501-518. <https://doi.org/10.1080/13608746.2014.975770>
- Teperoglou, E., E. Tsatsanis and E. Nicolacopoulos. 2015. 'Habituating to the New Normal in a Post- earthquake Party System: The 2014 European Election in Greece'. *South European Society and Politics* 20(3): 333–355. <https://doi.org/10.1080/13608746.2015.1068377>
- Torcal, M. 2014. "The Decline of Political Trust in Spain and Portugal: Economic Performance or Political Responsiveness?" *American Behavioral Scientist* 58 (12): 1542-1567. <https://doi.org/10.1177/0002764214534662>
- van Deth, J. W. 1986. "A note on measuring political participation in comparative research". *Quality and Quantity* 20(2-3): 261-272. <https://doi.org/10.1007/BF00227430>
- Verba, S., K. L. Schlozman and H. E. Brady. 1995. *Voice and Equality: Civic Voluntarism in American Politics*. Harvard University Press.
- Vráblíková, K. 2014. 'How Context Matters? Mobilization, Political Opportunity Structures, and Non-electoral Political Participation in Old and New Democracies'. *Comparative Political Studies* 47(2): 203-229. <https://doi.org/10.1177/0010414013488538>
- Zukin, C., S. Keeter, M. Andolina, K. Jenkins and M. X. Delli Carpini. 2006. *A new engagement? Political participation, civic life and the changing American citizen*. New York: Oxford University Press.

APPENDIX

Figure A1.
Average levels of political interest, over time and by country

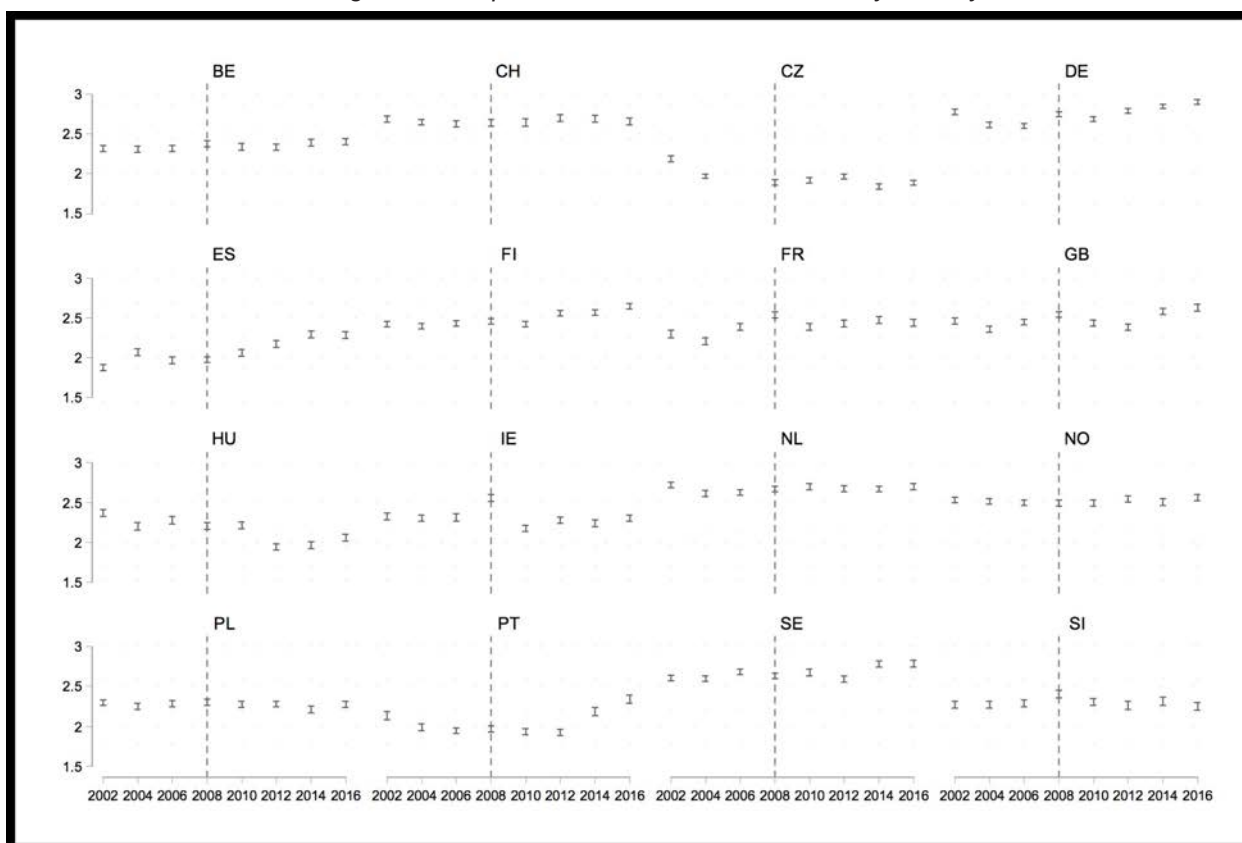


Figure A2.
Average levels of trust in National Parliament for the whole population, over time and by country

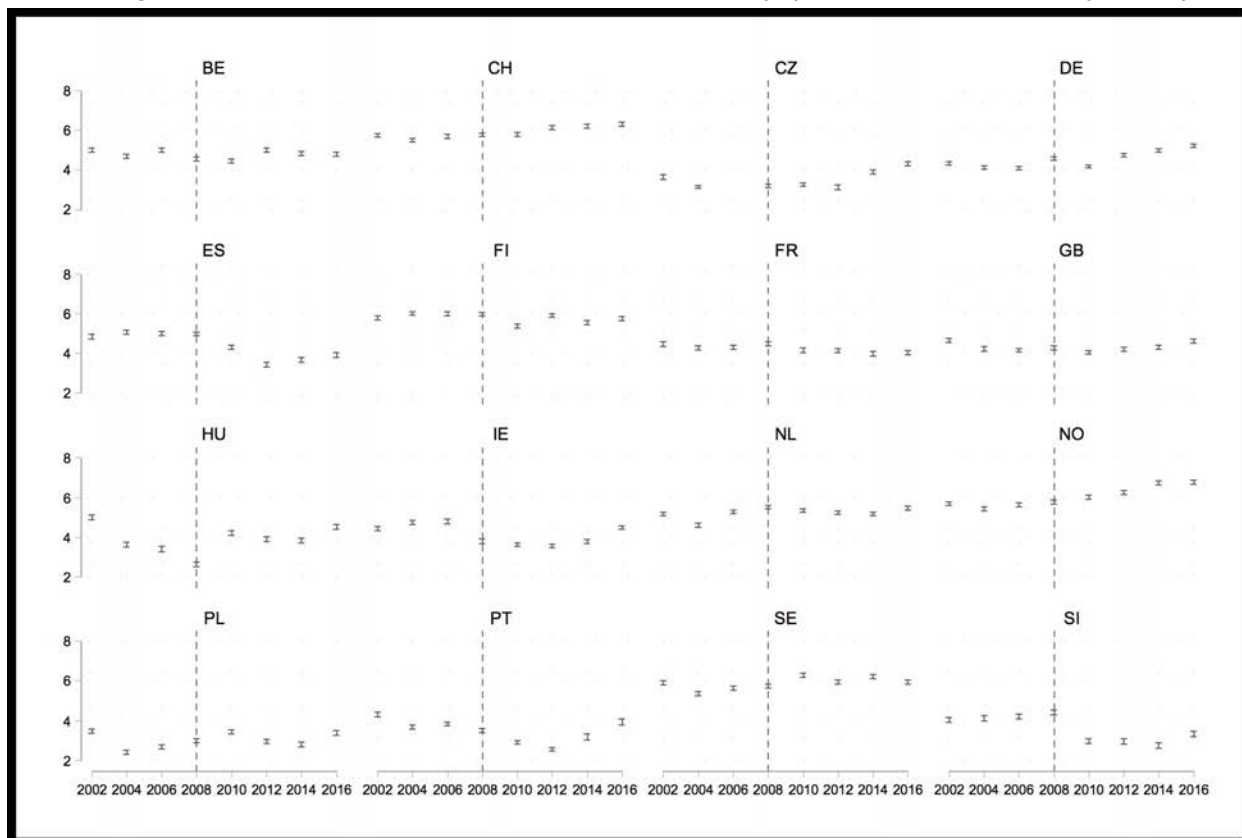


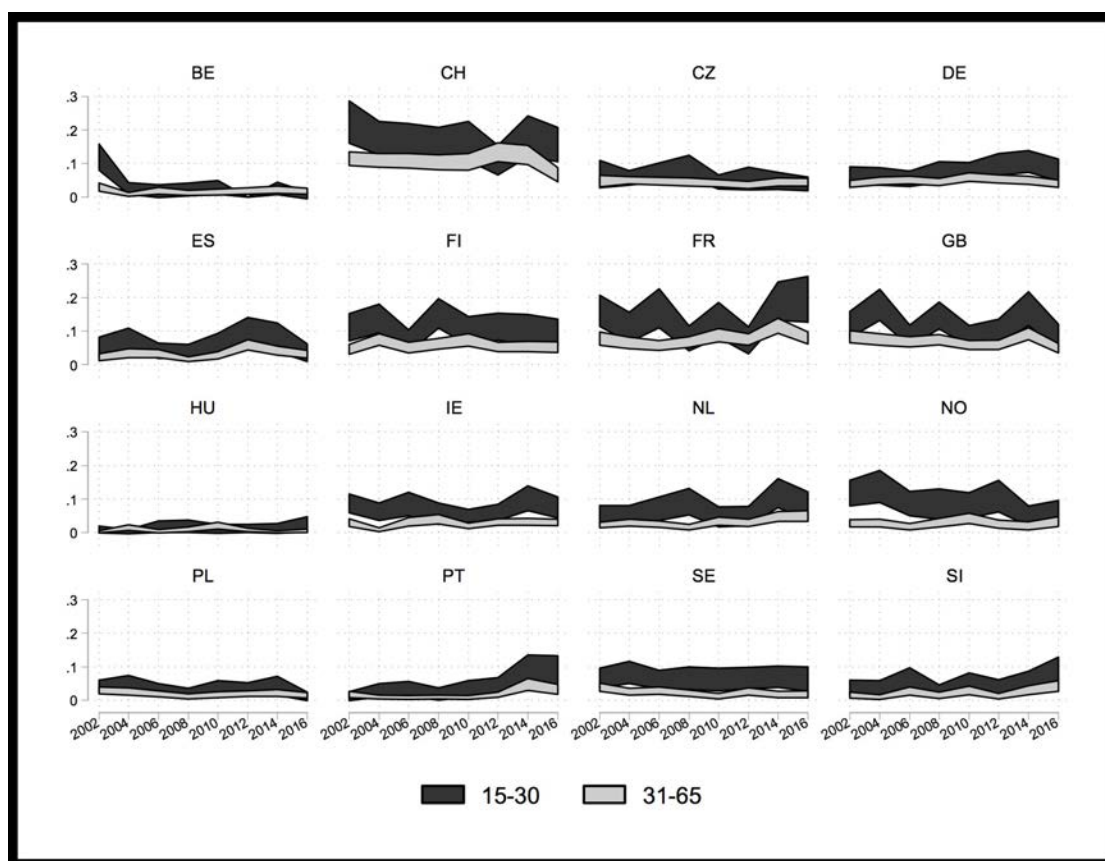
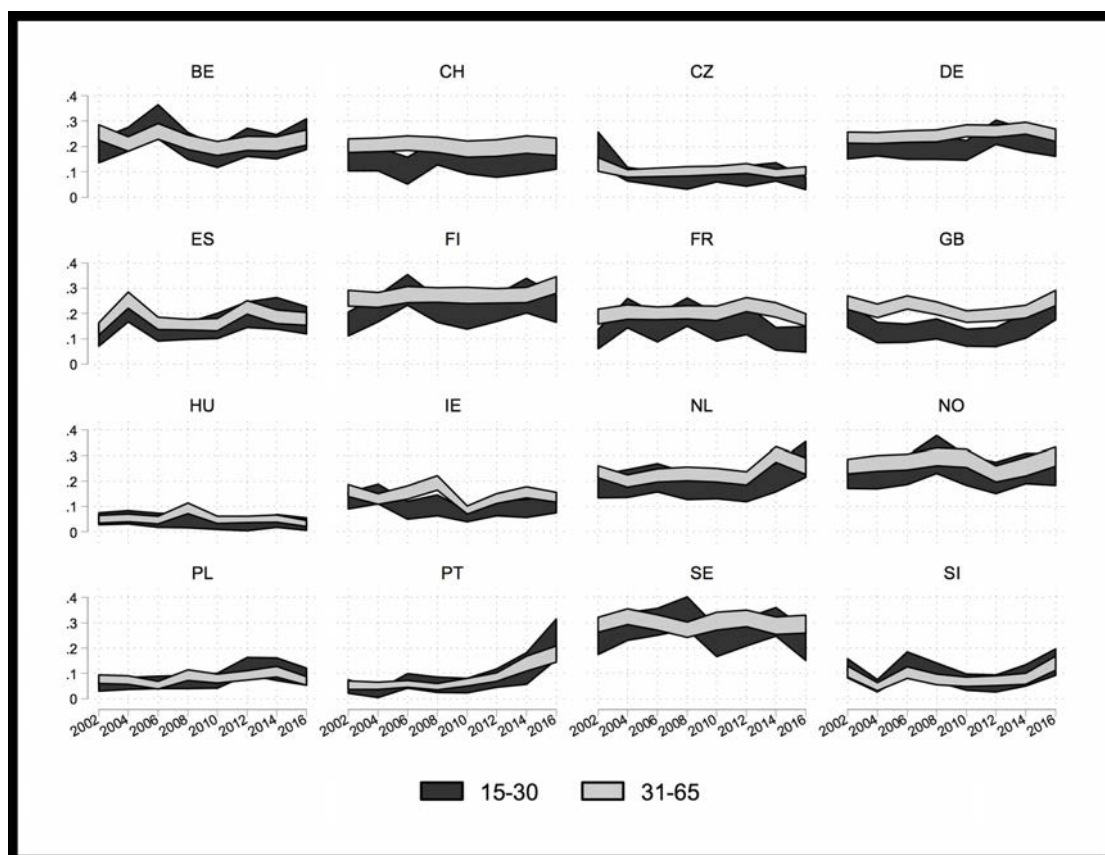
Figure A3.*Average levels of non-institutional participation (protest) amongst young people and adults***Figure A4.***Average levels of mixed participation (both institutional and non-institutional) amongst young people and adults*

Table A1.
Logistic regressions no participation by age group and year

	BE	CH	CZ	DE	ES	FI	FR	GB	HU	IE	NL	NO	PL	PT	SE	SI
Young (15-30)	0.826*** (0.223)	0.801*** (0.182)	-0.014 (0.208)	0.867*** (0.178)	1.613*** (0.189)	0.493** (0.229)	0.637*** (0.178)	1.080*** (0.159)	0.749*** (0.159)	1.565*** (0.154)	1.030*** (0.195)	1.178*** (0.206)	1.034*** (0.123)	1.357*** (0.160)	0.600** (0.241)	0.858*** (0.175)
2004	-0.396* (0.207)	0.044 (0.116)	0.361*** (0.109)	0.394*** (0.124)	-0.146 (0.168)	0.183 (0.153)	-0.362*** (0.138)	0.337*** (0.122)	0.097 (0.133)	0.198 (0.141)	0.416*** (0.132)	-0.042 (0.192)	0.020 (0.110)	0.177 (0.116)	-0.057 (0.199)	0.468*** (0.140)
2006	-0.588*** (0.222)	0.452*** (0.125)		0.547*** (0.122)	0.285* (0.154)	-0.128 (0.166)	-0.357*** (0.134)	0.286** (0.121)	0.518*** (0.131)	0.521*** (0.147)	0.447*** (0.136)	0.108 (0.189)	0.237** (0.107)	-0.146 (0.117)	-0.296 (0.215)	0.147 (0.145)
2008	-0.351* (0.208)	0.217* (0.122)	0.243** (0.114)	0.504*** (0.129)	0.185 (0.144)	0.106 (0.156)	-0.474*** (0.139)	0.323*** (0.120)	0.180 (0.136)	0.328** (0.150)	0.296** (0.143)	0.027 (0.199)	0.061 (0.113)	0.258** (0.114)	-0.210 (0.219)	0.306** (0.145)
2010	-0.007 (0.194)	0.449*** (0.125)	0.195* (0.113)	0.486*** (0.125)	0.128 (0.156)	-0.023 (0.168)	-0.092 (0.136)	0.336*** (0.117)	0.543*** (0.129)	0.871*** (0.128)	0.376*** (0.142)	-0.315 (0.224)	0.039 (0.112)	0.092 (0.117)	-0.500** (0.255)	0.592*** (0.136)
2012	0.166 (0.186)	-0.032 (0.137)	0.117 (0.117)	0.416*** (0.131)	0.093 (0.154)	-0.129 (0.163)	-0.445*** (0.139)	0.557*** (0.117)	0.641*** (0.120)	0.747*** (0.129)	0.410*** (0.143)	-0.004 (0.200)	0.316*** (0.104)	0.386*** (0.113)	-0.368 (0.231)	0.573*** (0.139)
2014	-0.029 (0.198)	-0.027 (0.136)	0.385*** (0.112)	0.405*** (0.133)	0.196 (0.156)	0.141 (0.162)	-0.070 (0.135)	0.424*** (0.121)	0.492*** (0.128)	0.616*** (0.134)	0.374** (0.147)	-0.085 (0.225)	0.395*** (0.108)	0.122 (0.137)	-0.382 (0.248)	0.790*** (0.140)
2016	-0.086 (0.207)	0.022 (0.136)	0.452*** (0.111)	0.486*** (0.136)	-0.056 (0.161)	0.011 (0.174)	0.156 (0.127)	0.213 (0.131)	0.470*** (0.128)	0.978*** (0.129)	0.709*** (0.146)	-0.116 (0.223)	0.047 (0.111)	0.006 (0.141)	-0.794*** (0.290)	0.722*** (0.139)
Young * 2004	-0.237 (0.330)	-0.390 (0.245)	0.431* (0.235)	-0.101 (0.240)	-0.824*** (0.269)	0.147 (0.300)	0.006 (0.264)	-0.286 (0.222)	0.274 (0.217)	-0.269 (0.213)	-0.496* (0.281)	-0.351 (0.320)	0.153 (0.176)	-0.435** (0.208)	-0.437 (0.368)	0.346 (0.228)
Young * 2006	-0.584 (0.432)	0.153 (0.268)		0.053 (0.230)	-0.658*** (0.249)	0.238 (0.325)	0.365 (0.265)	0.161 (0.213)	-0.445* (0.233)	-0.238 (0.226)	-0.338 (0.275)	-0.063 (0.298)	-0.384** (0.175)	-0.245 (0.209)	0.054 (0.350)	0.408* (0.237)
Young * 2008	-0.610 (0.381)	-0.301 (0.246)	0.655*** (0.248)	0.036 (0.249)	-0.975*** (0.239)	0.580** (0.291)	0.432* (0.254)	0.043 (0.214)	-0.209 (0.240)	-0.129 (0.233)	-0.470 (0.293)	-0.428 (0.349)	-0.517*** (0.188)	-0.689*** (0.222)	-0.015 (0.385)	0.252 (0.234)
Young * 2010	-0.878*** (0.338)	-0.057 (0.261)	0.355 (0.240)	-0.189 (0.233)	-0.904*** (0.278)	0.365 (0.324)	0.513** (0.256)	0.202 (0.209)	-0.252 (0.220)	-0.415** (0.191)	-0.332 (0.287)	0.095 (0.332)	-0.294 (0.192)	-0.310 (0.221)	-0.449 (0.466)	0.121 (0.234)
Young * 2012	-0.838** (0.354)	-0.075 (0.260)	0.582** (0.268)	0.067 (0.247)	-0.741*** (0.263)	0.095 (0.318)	0.157 (0.270)	-0.098 (0.217)	-0.169 (0.208)	-0.677*** (0.199)	-0.285 (0.278)	-0.241 (0.326)	-0.678*** (0.180)	-0.813*** (0.221)	0.431 (0.358)	-0.141 (0.243)
Young * 2014	-1.101*** (0.364)	-0.158 (0.271)	0.551** (0.249)	-0.299 (0.255)	-0.896*** (0.289)	0.202 (0.328)	0.353 (0.252)	-0.181 (0.229)	0.058 (0.221)	-0.480** (0.214)	-0.139 (0.279)	-0.295 (0.342)	-0.541*** (0.206)	-0.592** (0.276)	-0.292 (0.409)	-0.186 (0.245)
Young * 2016	-1.442*** (0.471)	-0.374 (0.262)	0.697*** (0.243)	-0.109 (0.264)	-0.848*** (0.286)	-0.062 (0.329)	0.385 (0.263)	0.037 (0.234)	0.424* (0.229)	-0.665*** (0.207)	-0.468 (0.297)	-0.560 (0.371)	-0.464** (0.198)	-0.904*** (0.289)	0.759* (0.426)	-0.564** (0.254)
Women	-0.226** (0.090)	0.141** (0.059)	0.080* (0.044)	-0.021 (0.055)	-0.062 (0.063)	-0.265*** (0.071)	0.080 (0.059)	-0.008 (0.050)	-0.096* (0.052)	-0.029 (0.051)	-0.051 (0.065)	-0.050 (0.087)	0.089* (0.047)	0.119** (0.051)	-0.251** (0.101)	-0.003 (0.056)
Years of education	-0.118*** (0.013)	-0.133*** (0.010)	-0.062*** (0.009)	-0.266*** (0.011)	-0.066*** (0.007)	-0.146*** (0.012)	-0.102*** (0.009)	-0.103*** (0.008)	-0.125*** (0.009)	-0.075*** (0.008)	-0.174*** (0.010)	-0.137*** (0.013)	-0.148*** (0.009)	-0.065*** (0.006)	-0.119*** (0.018)	-0.116*** (0.009)
Student (ref: paid employment)	0.981*** (0.174)	0.190 (0.130)	0.241** (0.109)	0.010 (0.116)	-0.073 (0.129)	0.141 (0.142)	0.187 (0.143)	0.378*** (0.121)	0.561*** (0.106)	0.376*** (0.090)	0.162 (0.148)	0.220 (0.148)	0.118 (0.096)	0.131 (0.116)	0.458*** (0.164)	0.036 (0.098)

	BE	CH	CZ	DE	ES	FI	FR	GB	HU	IE	NL	NO	PL	PT	SE	SI
Unemployed	0.570*** (0.155)	0.623*** (0.155)	0.538*** (0.089)	0.882*** (0.083)	0.243*** (0.094)	0.735*** (0.112)	0.358*** (0.102)	0.736*** (0.091)	0.306*** (0.096)	0.662*** (0.073)	0.741*** (0.126)	0.710*** (0.192)	0.477*** (0.079)	0.340*** (0.077)	0.867*** (0.170)	0.171* (0.102)
Other situation	0.121 (0.110)	-0.060 (0.073)	0.004 (0.054)	0.088 (0.068)	-0.118 (0.087)	0.121 (0.093)	-0.246*** (0.076)	0.127** (0.059)	-0.098 (0.064)	-0.015 (0.064)	0.120 (0.075)	0.143 (0.123)	-0.157*** (0.059)	-0.189*** (0.065)	0.388** (0.154)	-0.383*** (0.074)
Constant	-1.077*** (0.206)	0.052 (0.139)	-0.179 (0.146)	0.892*** (0.168)	-1.193*** (0.142)	-0.299* (0.175)	-0.183 (0.146)	-0.484*** (0.136)	-0.143 (0.146)	-1.143*** (0.150)	-0.163 (0.156)	-0.845*** (0.207)	0.554*** (0.129)	-0.752*** (0.107)	-1.291*** (0.252)	-0.161 (0.152)
Nagelkerke's R2	0.048	0.044	0.024	0.101	0.039	0.058	0.047	0.065	0.054	0.079	0.070	0.065	0.053	0.037	0.050	0.059
Observations	8,178	6,872	9,615	13,279	8,593	8,452	8,161	10,124	8,760	10,492	9,171	7,107	9,743	8,651	8,146	6,931

Standard errors in parentheses

*** p<0.01, ** p<0.05, * p<0.1

GEMA GARCÍA-ALBACETE (PhD Political Science, University of Mannheim 2011) is Assistant Professor at the Department of Social Sciences of Universidad Carlos III de Madrid. Her research relates to citizens' inequalities in political interest, knowledge and political participation across Western democracies. Her current work focuses on two main areas: political engagement among young people and persistent gender gaps in political attitudes and behaviors. Her work has been published in journals such as *West European Politics*, *Politics & Gender*, the *International Journal of Press/Politics*, or *Information Communication and Society*, among others. Her monograph on *Young People's Political Participation in Western Europe* summarizes some of her work on youth and politics.

JAVIER LORENTE FONTANEDA (PhD Political Science, Universidad Autónoma de Madrid) is a Lecturer in the Department of Social Sciences at the Universidad Carlos III de Madrid. Currently, he works in the field of Political Behaviour, focusing on young people's relationship with politics, the development of political attitudes, and the formation of political generations. He has participated in several edited volumes and is currently working on a monograph about his doctoral research.